



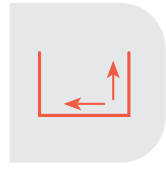
Superior handling &  
storage solutions

**KTBIN<sup>®</sup>**

## The Multi Purpose Bulk Container



**Strong. Long Lasting. Reliable.**



Space saving of  
up to 63%



Unique  
removable walls



Four way  
forklift entry



Hygienic design

## KitBin® The Multi Purpose Bulk Container

### Features



The bin that grows with your needs from single to double height



Quick and easy assembly



Hygienic smooth surfaces



Available with solid or perforated walls



## One modular product for many kinds of solutions

The Kitbin is a uniquely designed system offering considerable flexibility. The system is comprised of a pallet base and four independent sides, fitted together to create a strong and durable container whilst offering space savings when not in use.

The unique interlock mechanism is the key to the KitBin's flexibility. It allows each side panel to be locked into position around the pallet base giving added strength. This enables sidewalls to be built up to three high giving one container a range of heights from 715mm to 1845mm.

## Unique design patented lock

1



2



3



The patented design allows any of the walls to be completely detached from the pallet base so that the container can be filled from the front by leaving one wall detached.

## Easy and Simple Assembly

1



Insert side  
wall panels  
into pallet  
base

2



Align sidewalls so  
that interlocking  
mechanism can  
be engaged

3



Repeat steps  
1 and 2 for  
other walls

## Walk-in system

Any wall can be easily removed and the system becomes a Walk-in system



Easy access




Ergonomically Correct



## Space saving

Four disassembled containers fit into one KitBin® with the pallet bases nested on top. Five Kitbins can therefore fit into the same footprint as one. It means savings of up to 63% storage area space



## Logo options

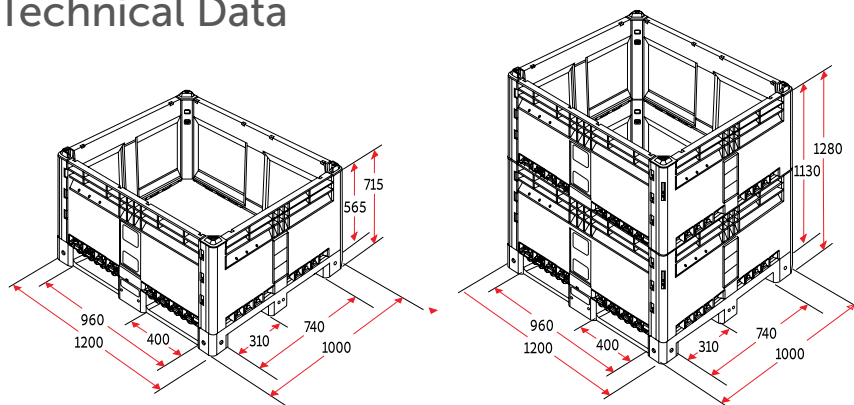
The company name, logo and sequential numbers can be hot stamped onto the Dolav for easy identification.



1234



## Technical Data



Compatible with  
1000-ACE lids



	KitBin Single	KitBin Double
External dimensions (LxWxH) mm	1200x1000x715	1200x1000x1280
Internal dimensions (LxWxH) mm	1120x920x565	1120x920x1130
Volume (litre)	617	1234
Tare weight (kg)	39	59
Max load (kg)	600	600
Max stack load (kg)	3000	1800
Raw material	HDPE Structural Foam	
Temperature range	-40°C up to +60°C	
Type	Perforated or Solid	

\*Due to deviations in the manufacturing process, tare weight may vary by  $\pm 1.5\%$ .

\*Dimensions may vary by  $\pm 1\%$ .

## Land and Sea Transport

### Road transportation

Dimensions[m] [Inside]	Size m (LxWxH)	Single Height		Double Height	
		Folded	Erected	Folded	Erected
Truck	9.45 x 2.5 x 2.8	180	54	90	36
Semi Trailer	13.4 x 2.5 x 2.8	260	78	130	52
Full Trailer	A+B	300	220	150	150
Porter only (A)	7.30 x 2.5 x 2.9	140	56	70	28
Trailer only (B)	8.20 x 2.5 x 3	160	64	80	32

### Sea transportation

	20'	40'
Single Height Kitbin	80	215
Double Height Kitbin	45	149

